

STAGE 1 – SQUARE PEG, ROUND HOLE

Rules: USPSA Rule Book, Current Edition

Course Designer:

Lafe Kunkel

Start Position

The start position is standing anywhere outside the shooting areas, facing downrange, wrists below belt. Handgun is LOADED AND HOLSTERED. PCC is LOADED.

Stage Procedure

Scoring:

Comstock, 27 rounds, 135 points

Upon audible start signal, engage targets from within the shooting area.

Targets:

11 IPSC Cardboard, 5 Steel

Scored Hits:


Best 2 per cardboard

Start-Stop:

Audible – Last Shot

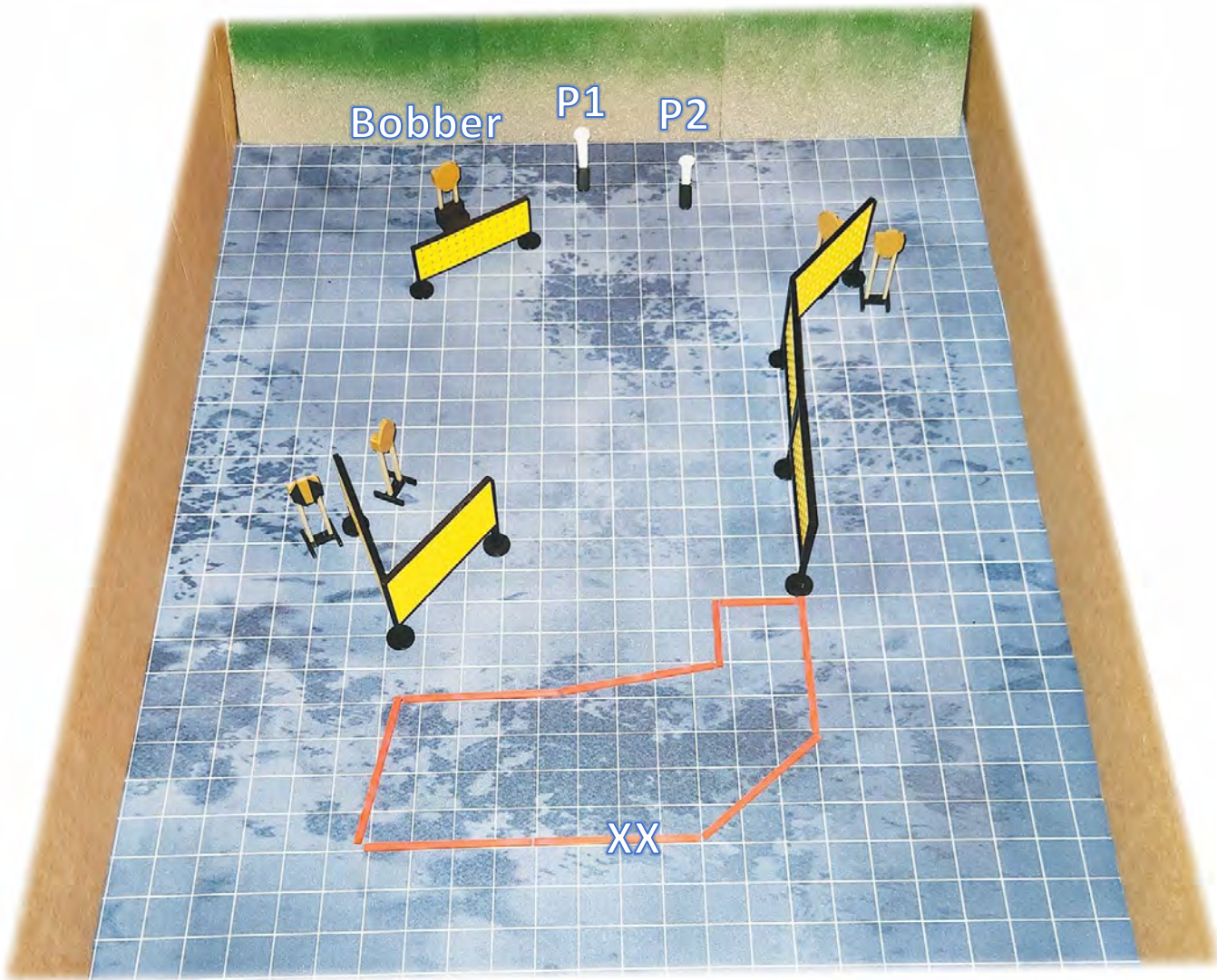
Penalties:

Per current edition of USPSA Rule Book



STAGE 2 – SO STRONG, SO HAND

Rules: USPSA Rule Book, Current Edition	Course Designer:	Lafe Kunkel
Start Position		
The start position is standing outside the shooting area, feet touching marks, facing downrange, wrists below belt. Handgun is LOADED AND HOLSTERED. PCC is LOADED.		
Stage Procedure	Scoring:	Comstock, 12 rounds, 60 points
Upon audible start signal, engage targets from within the shooting area, STRONG HAND ONLY. Popper P1 activates bobber, which is visible at rest.	Targets:	5 IPSC Cardboard, 2 Steel
	Scored Hits:	Best 2 per cardboard
	Start-Stop:	Audible – Last Shot
	Penalties:	Per current edition of USPSA Rule Book



STAGE 3 – 100% CHANCE IT MIGHT RAIN

Rules: USPSA Rule Book, Current Edition

Course Designer:

Lafe Kunkel

Start Position

The start position is standing facing downrange. Handgun is LOADED AND HOLSTERED with hands touching marks. PCC is LOADED, stock touching belt and muzzle touching lower mark.

Stage Procedure

Upon audible start signal, engage targets from within the shooting area.

Scoring:

Comstock, 22 rounds, 110 points

Targets:

9 IPSC Cardboard, 4 Steel

Scored Hits:

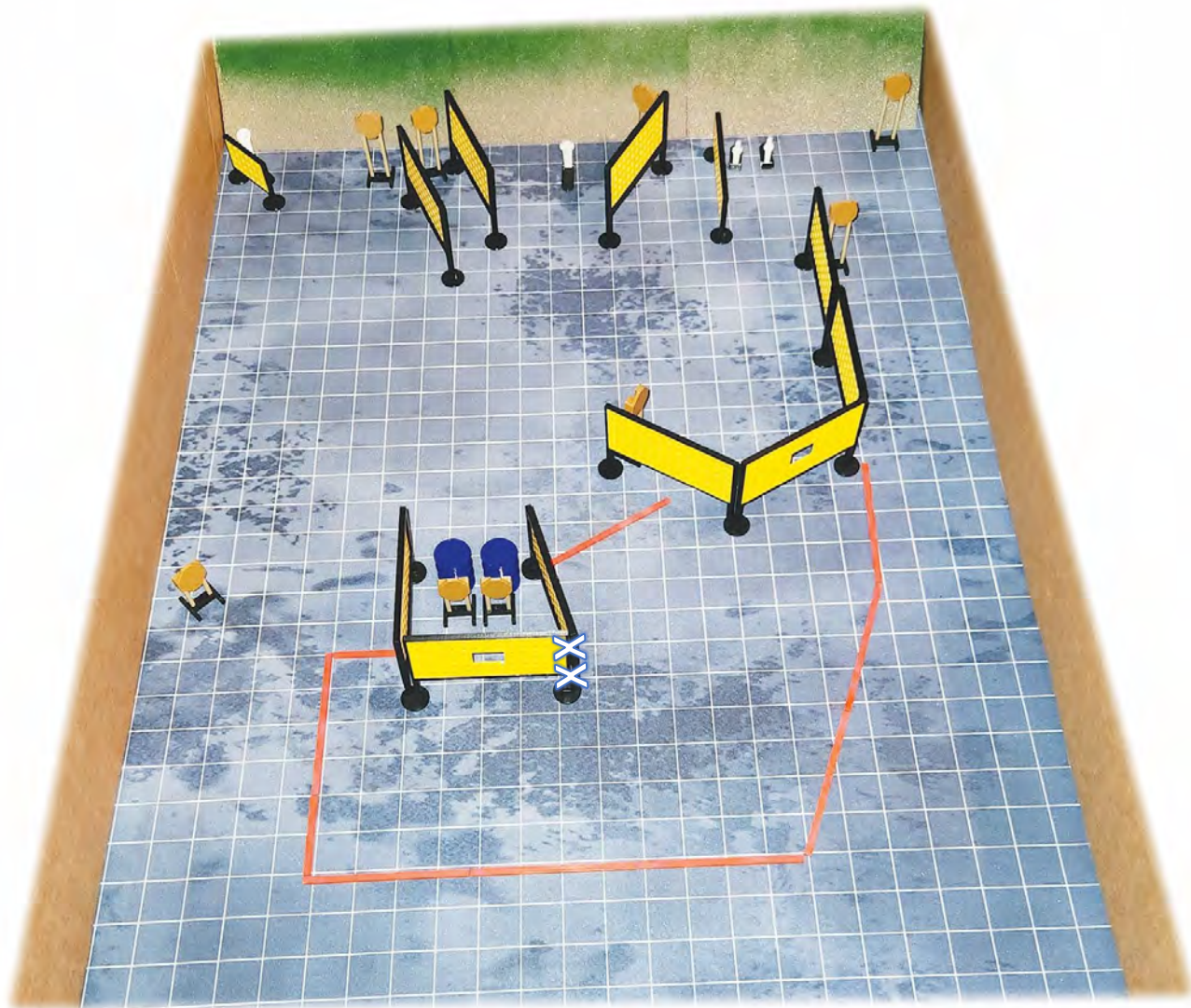
Best 2 per cardboard

Start-Stop:

Audible – Last Shot

Penalties:

Per current edition of USPSA Rule Book



STAGE 4 – SWANGALANG

Rules: USPSA Rule Book, Current Edition

Course Designer:

Lafe Kunkel

Start Position

The start position is standing inside the shooting area, feet touching marks, facing downrange, wrists below belt. Handgun is UNLOADED AND HOLSTERED. PCC is UNLOADED, both hands touching gun.

Stage Procedure

Scoring:

Comstock, 21 rounds, 105 points

Upon audible start signal, engage targets from within the shooting area. Popper P2 activates swinger, which is visible at rest.

Targets:

9 IPSC Cardboard, 2 Steel

Scored Hits:


Best 2 per cardboard

Start-Stop:

Audible – Last Shot

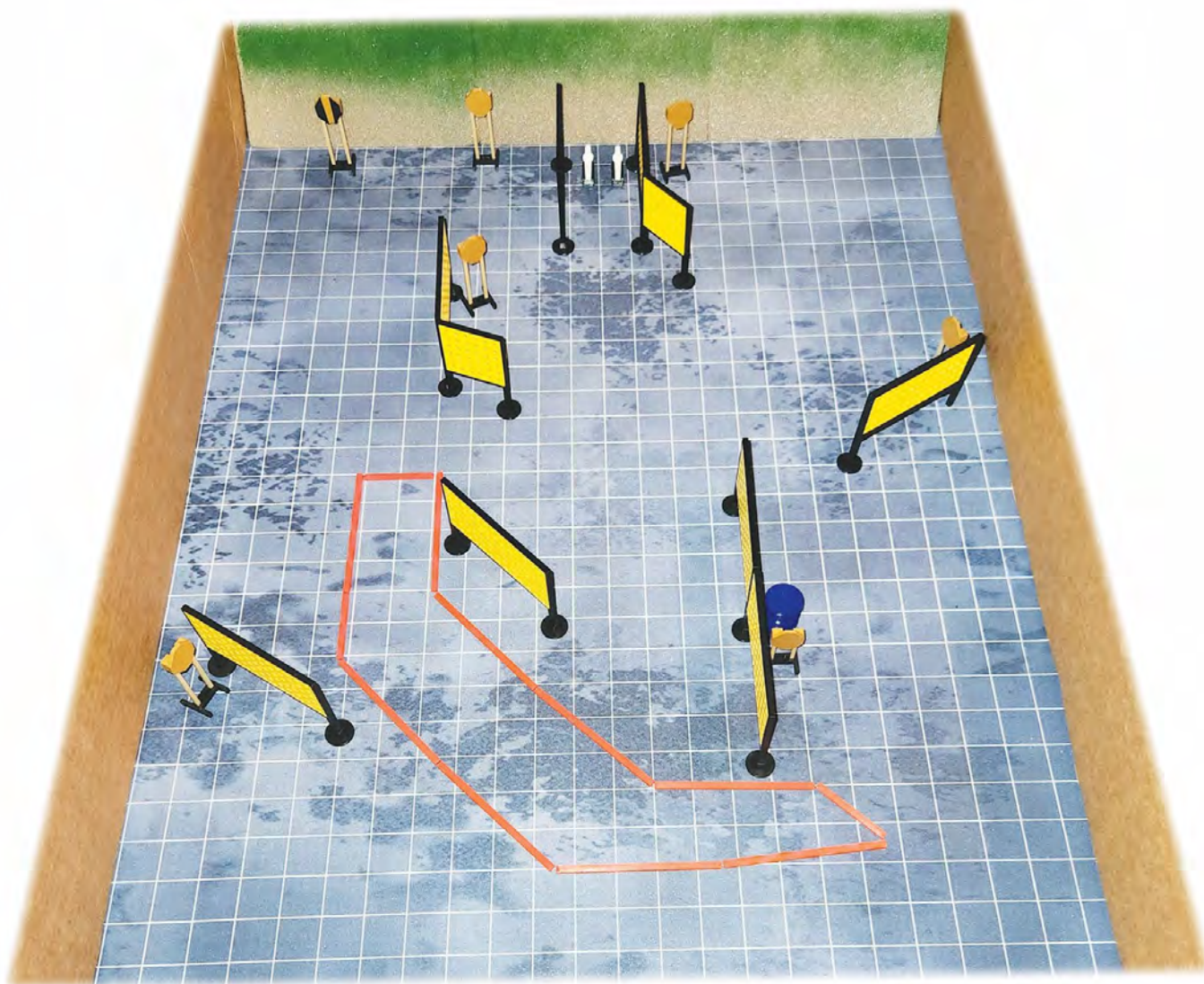
Penalties:

Per current edition of USPSA Rule Book



STAGE 5 – DOGLEG RIGHT

Rules: USPSA Rule Book, Current Edition	Course Designer:	Lafe Kunkel
Start Position		
The start position is standing inside of the shooting area with heels touching rear fault line, wrists above shoulders. Handgun is LOADED AND HOLSTERED. PCC is LOADED.		
Stage Procedure	Scoring:	Comstock, 17 rounds, 85 points
Upon audible start signal, engage targets from within the shooting area.	Targets:	7 IPSC Cardboard, 2 Steel
	Scored Hits:	Best 2 per cardboard
	Start-Stop:	Audible – Last Shot
	Penalties:	Per current edition of USPSA Rule Book



STAGE 6 — WHERE DID YOU SHOOT THE BOBBER FROM?

Rules: USPSA Rule Book, Current Edition

Course Designer:

Lafe Kunkel

Start Position

The start position is standing inside of the shooting area with heels touching marks, wrists below shoulders. Handgun is LOADED AND HOLSTERED. PCC is LOADED.

Stage Procedure

Scoring:

Comstock, 26 rounds, 130 points

Upon audible start signal, engage targets from within the shooting area. Popper P2 activates swinger, which is visible at rest.

Targets:

12 IPSC Cardboard, 2 Steel

Scored Hits:

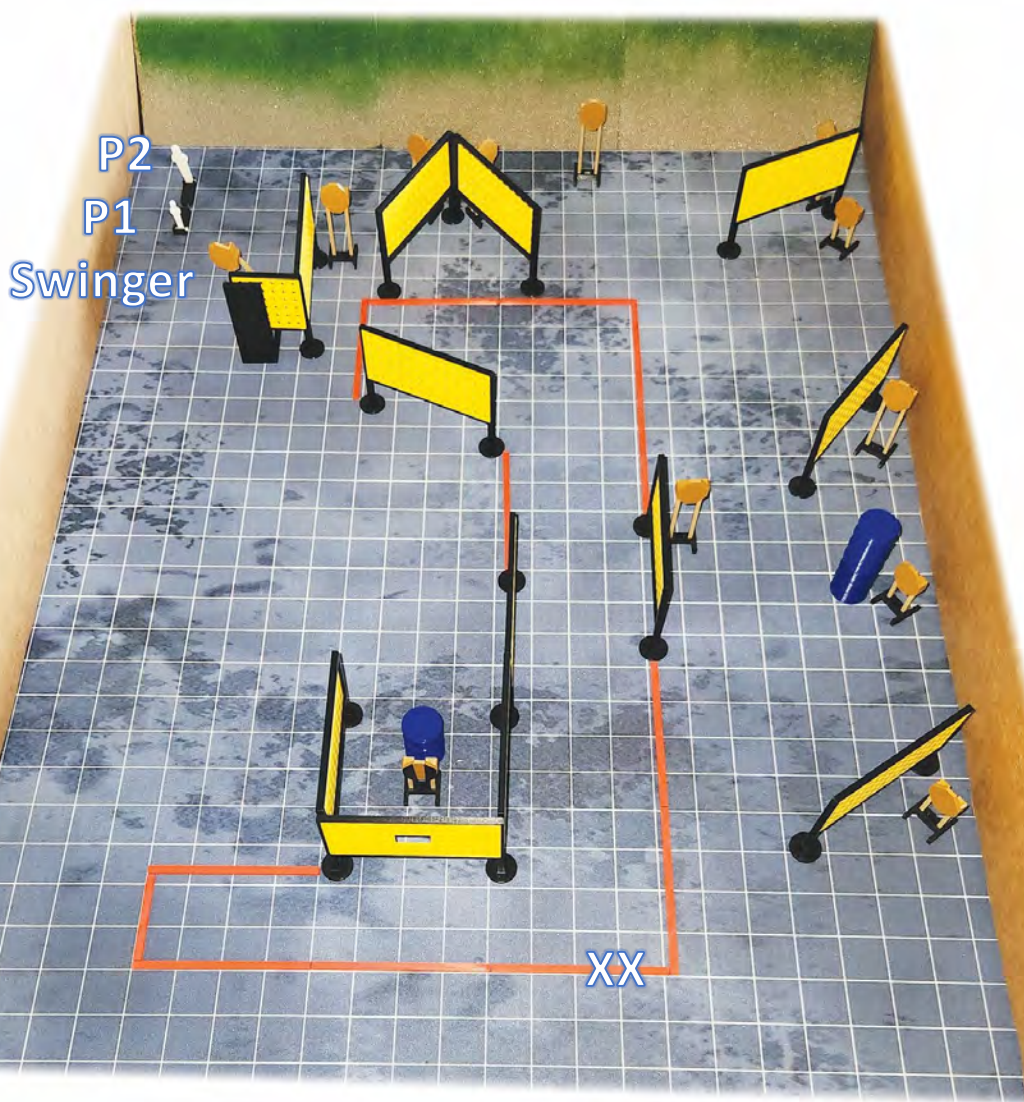
Best 2 per cardboard

Start-Stop:

Audible – Last Shot

Penalties:

Per current edition of USPSA Rule Book



STAGE 7 – SO FIXED, SO TIME

Rules: USPSA Rule Book, Current Edition

Course Designer:

Lafe Kunkel

Start Position

The start position is standing inside the shooting area, facing downrange, feet touching either set of marks, wrists below belt. Handgun is LOADED AND HOLSTERED. PCC is LOADED.

Stage Procedure

Scoring:

Fixed Time, 20 rounds, 100 points

Upon visual start signal, engage targets from within the shooting area.

Targets:

10 USPSA Cardboard

Scored Hits:

Best 2 per cardboard


Par Time: XX.XX Seconds

Start-Stop:

Visual – Visual

Penalties:

Per current edition of USPSA Rule Book



STAGE 8 – LOOKS SORTA LIKE IDAHO

Rules: USPSA Rule Book, Current Edition	Course Designer:	Lafe Kunkel
Start Position		
The start position is standing inside the shooting area, facing downrange, toes touching marks. Handgun is LOADED AND HOLSTERED, wrists below belt. PCC is LOADED, stock touching belt.		
Stage Procedure	Scoring:	Comstock, 27 rounds, 135 points
Upon audible start signal, engage targets from within the shooting area.	Targets:	11 USPSA Cardboard, 5 Steel
	Scored Hits:	Best 2 per cardboard
	Start-Stop:	Audible – Last Shot
	Penalties:	Per current edition of USPSA Rule Book



STAGE 9 – BOBISIMO

Rules: USPSA Rule Book, Current Edition

Course Designer:

Lafe Kunkel

Start Position

The start position is standing inside the shooting area with feet touching marks. Gun is UNLOADED, laying flat on table, not propped, trigger over mark, hands touching top of table. First magazine to be used comes from top of table.

Stage Procedure

Scoring:

Comstock, 16 rounds, 80 points

Upon audible start signal, engage targets from within the shooting area. Popper P2 activates bobber 2, which is visible at rest. Popper P4 activates bobber 1, which is visible at rest.

Targets:

6 USPSA Cardboard, 4 Steel

Scored Hits:

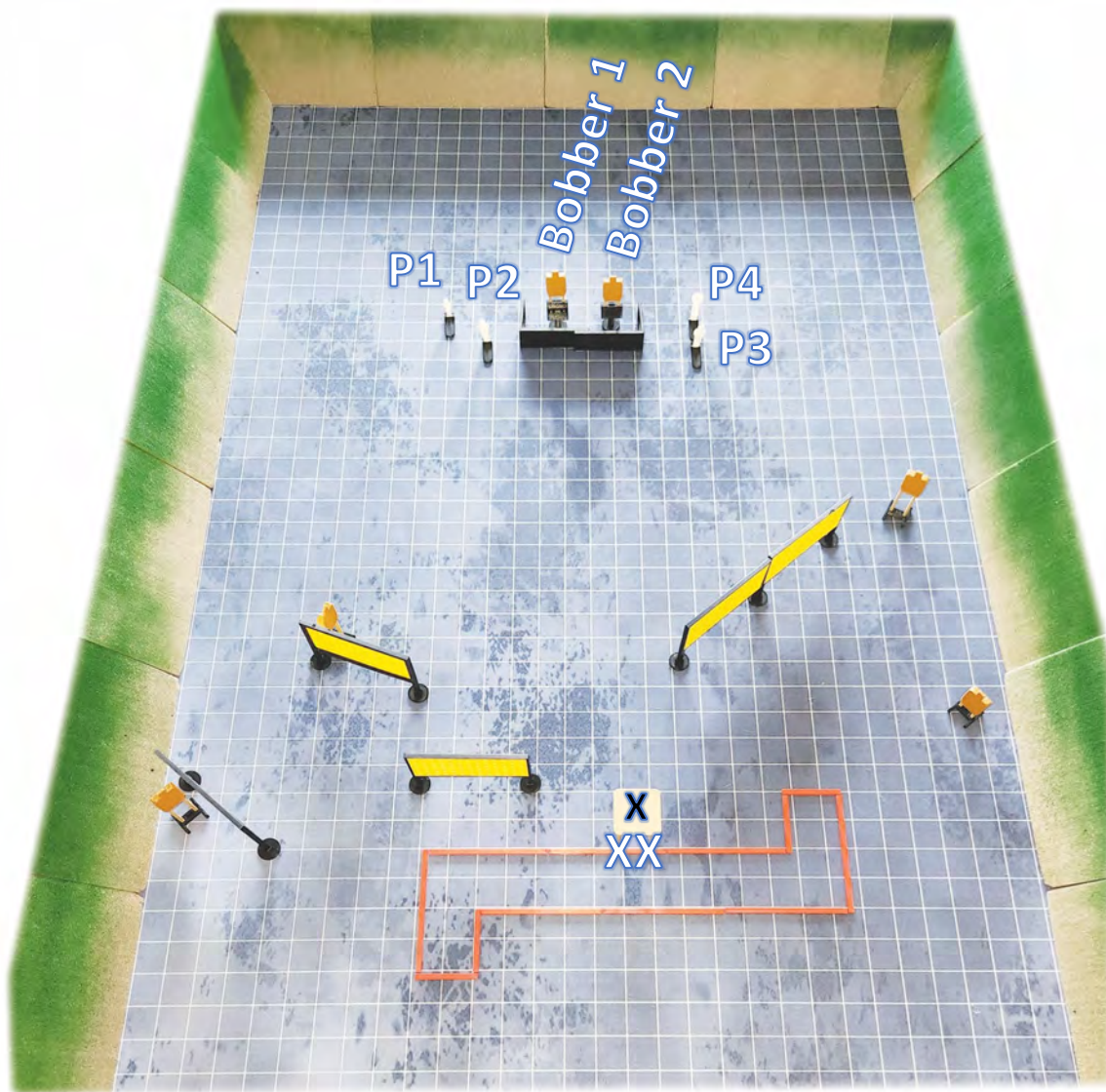
Best 2 per cardboard

Start-Stop:

Audible – Last Shot

Penalties:

Per current edition of USPSA Rule Book



STAGE 10 – MEET YOU IN THE LOBBY

Rules: USPSA Rule Book, Current Edition

Course Designer:

Lafe Kunkel

Start Position

The start position is standing outside the shooting area, facing downrange with feet touching marks. Handgun is LOADED AND HOLSTERED, wrists below belt. PCC is LOADED, stock touching belt.

Stage Procedure

Upon audible start signal, engage targets from within the shooting area.

Scoring:

Comstock, 26 rounds, 130 points

Targets:

12 USPSA Cardboard, 2 Steel

Scored Hits:


Best 2 per cardboard

Start-Stop:

Audible – Last Shot

Penalties:

Per current edition of USPSA Rule Book



STAGE 11 – SO RETROGRADE

Rules: USPSA Rule Book, Current Edition

Course Designer:

Lafe Kunkel

Start Position

The start position is standing inside the shooting area, facing downrange, toes touching marks. Handgun is LOADED AND HOLSTERED, wrists below belt. PCC is LOADED, stock touching belt.

Stage Procedure

Scoring:

Comstock, 17 rounds, 85 points

Upon audible start signal, engage targets from within the shooting area.

Targets:

8 USPSA Cardboard, 1 Steel

Scored Hits:

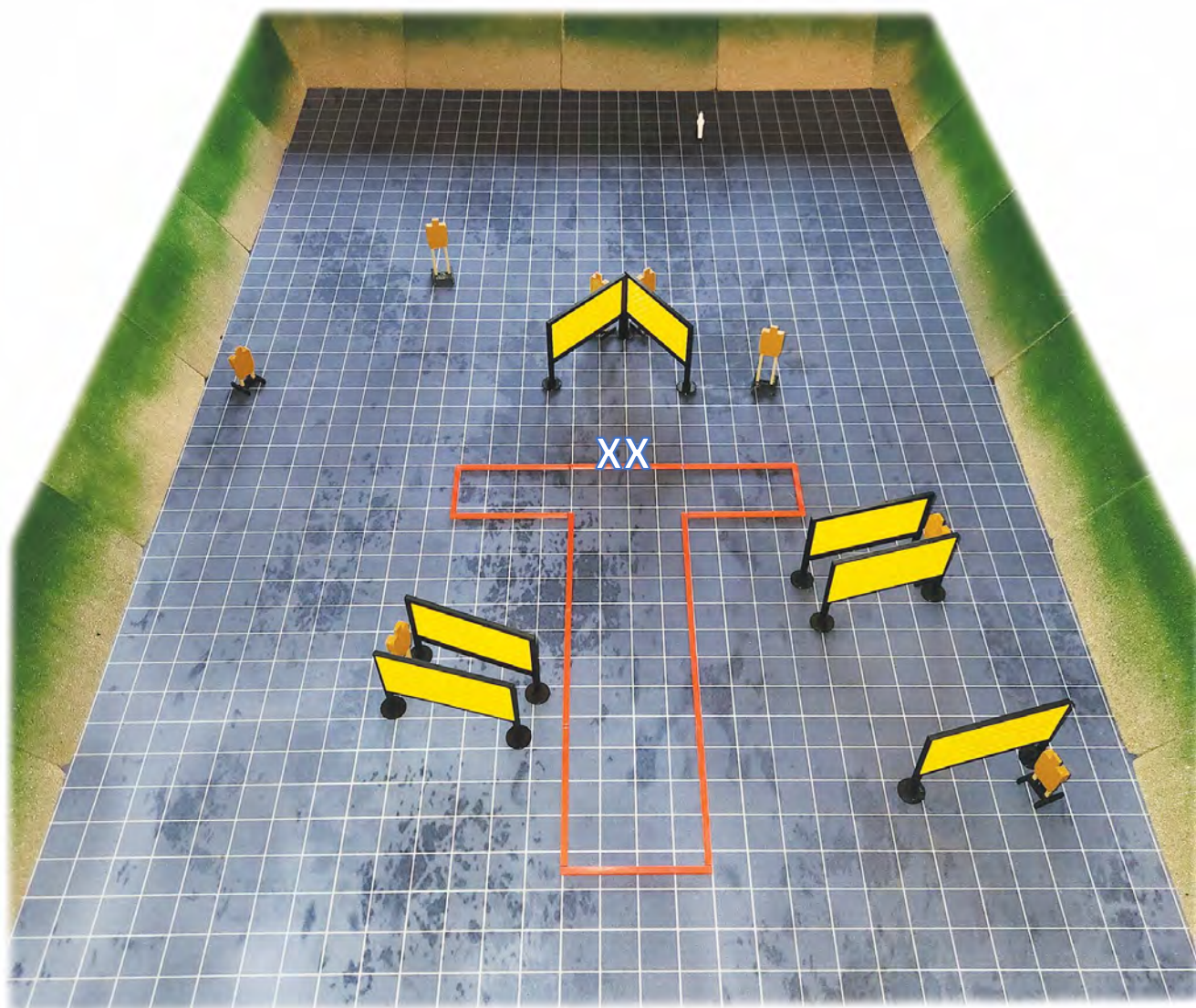
Best 2 per cardboard

Start-Stop:

Audible – Last Shot

Penalties:

Per current edition of USPSA Rule Book



STAGE 12 – A TARGET IN EVERY PORT

Rules: USPSA Rule Book, Current Edition

Course Designer:

Lafe Kunkel

Start Position

The start position is standing anywhere inside the shooting area, facing downrange. Handgun is LOADED AND HOLSTERED, wrists below belt. PCC is LOADED, stock touching belt.

Stage Procedure

Scoring:

Comstock, 27 rounds, 135 points

Upon audible start signal, engage targets from within the shooting area.

Targets:

11 USPSA Cardboard, 6 Steel

Scored Hits:

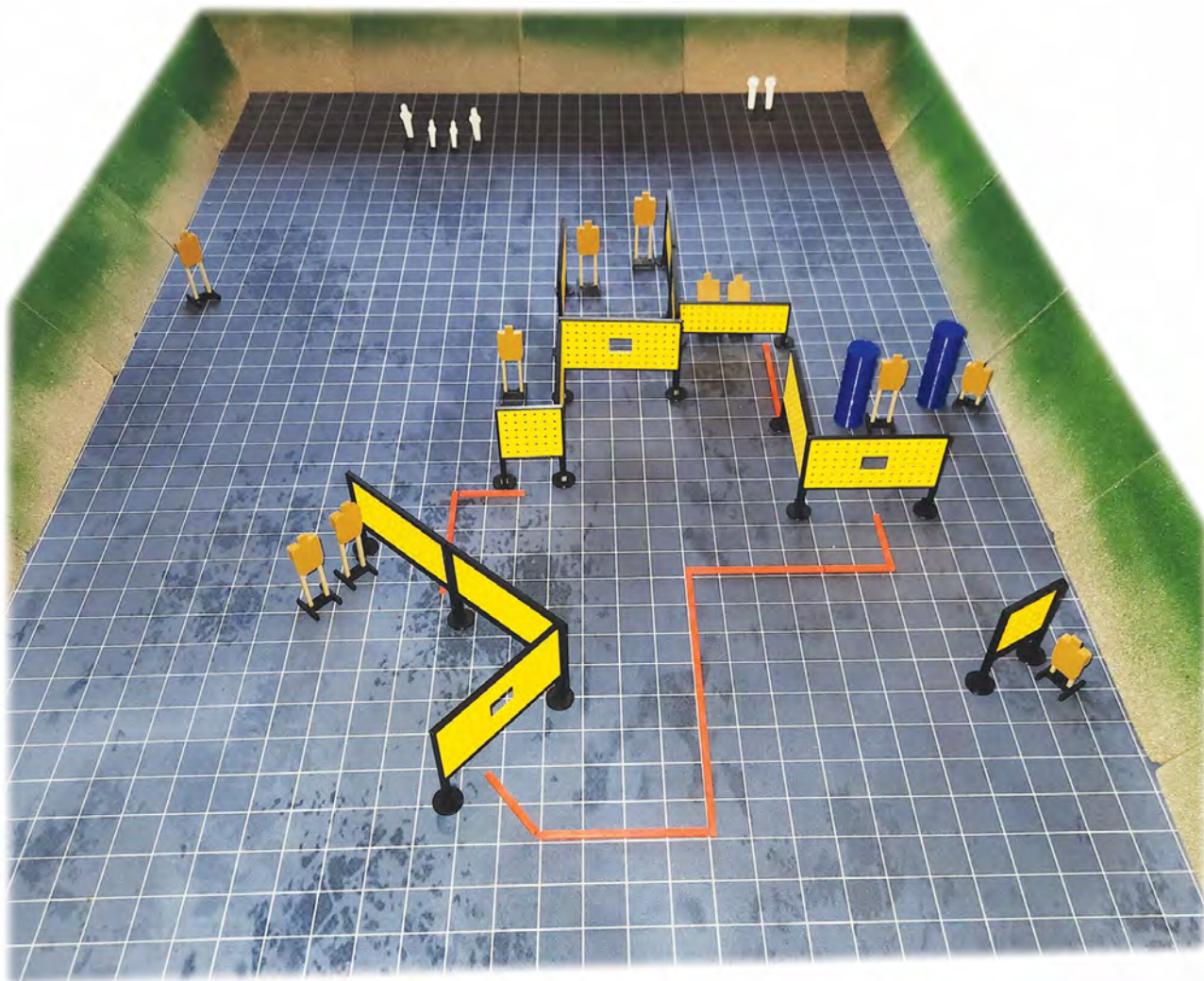
Best 2 per cardboard

Start-Stop:

Audible – Last Shot

Penalties:

Per current edition of USPSA Rule Book



STAGE 13 – THIS IS STAGE 13

Rules: USPSA Rule Book, Current Edition

Course Designer:

Lafe Kunkel

Start Position

The start position is standing facing downrange. Handgun is **LOADED AND HOLSTERED** with hands touching marks. PCC is **LOADED**, stock touching belt, both hands on gun and muzzle touching lower mark.

Stage Procedure

Scoring:

Comstock, 12 rounds, 60 points

Upon audible start signal, engage targets from within the shooting area.

Targets:

6 USPSA Cardboard

Scored Hits:


Best 2 per cardboard

Start-Stop:

Audible – Last Shot

Penalties:

Per current edition of USPSA Rule Book



STAGE 14 — INCREASE YOUR FORWARD ALLOWANCE

Rules: USPSA Rule Book, Current Edition

Course Designer:

Lafe Kunkel

Start Position

The start position is standing inside the shooting area, facing downrange, toes touching marks. Handgun is LOADED AND HOLSTERED, wrists below belt. PCC is LOADED, stock touching belt.

Stage Procedure

Scoring:

Comstock, 24 rounds, 120 points

Upon audible start signal, engage targets from within the shooting area. Popper P2 activates swinger, which is visible at rest.

Targets:

11 USPSA Cardboard, 2 Steel

Scored Hits:

Best 2 per cardboard

Start-Stop:

Audible – Last Shot

Penalties:

Per current edition of USPSA Rule Book

